

*ArtCraft*  
SAFETY

**USA WORKFORCE<sup>®</sup>**



# 2021 RX SAFETY FRAME CATALOG

USA Workforce prescription safety eyewear meets current ANSI Z87-2+ 2020 Standards

[www.artcrafoptical.com](http://www.artcrafoptical.com)

# TABLE OF CONTENTS

## NON-CONDUCTIVE COLLECTION

1. WF974 – Unisex
2. WF690 – Unisex Wrap
3. WF470 – Unisex Wrap
4. WF590 – Unisex Wrap
5. WF970 – Male Wrap
6. WF971 – Female Wrap
7. WF972C – Male Wrap
8. WF973C – Female Wrap

## AMERICAN MADE COLLECTION

### Combination AM Series

9. WF452AM – Unisex
10. WF461AM – Male
10. WF461cAM – Male
10. WF481AM – Male
10. WF482AM – Unisex

### Stainless Steel AM Series

11. WF431AM – Male
11. WF432AM – Male
11. WF433AM – Unisex
12. WF434AM – Unisex
12. WF435AM – Female
12. WF436AM – Female

### Acetate AM Series

12. WF483AM – Unisex
12. WF484AM – Unisex

### Carbon Fiber AM Series

13. WF441AM – Unisex
13. WF451AM – Unisex

## WORKFORCE COLLECTION

### Steel/Flex Series

14. WF951SF – Male
14. WF952SF – Unisex
14. WF953SF – Unisex
14. WF954SF – Male

### Fashion /Flex Series

15. WF961FF – Male
15. WF962FF – Female
15. WF963FF – Unisex

### Stainless Steel Series

16. WF820SS – Unisex
16. WF821SS – Male
16. WF826SS – Unisex
17. WF827SS – Male
17. WF831SS – Unisex
17. WF832SS – Male

### Custom

18. WF676EV – Male
18. WF678EV – Female
18. WF679EV – Male
19. WF672A – Male
19. WF673A – Male
19. WF674A – Unisex
19. WF677 – Unisex

### Titanium Series

20. WF815T – Male

### Benchmark Series

20. WF745 – Unisex
20. WF744 – Female

### Prestige Series

20. WF829 – Female



## ARTCRAFT OPTICAL INTRODUCES THE USAWORKFORCE® PROTECTIVE FULL FACE SAFETY SHIELD.

*Protect Your Eyes and Face with a Disposable Film Face Shield with Elastic Band and Comfort Foam Strip!*



- Optically clear, no distortion wrap-around face shield.
- Lightweight and comfortable to wear, quick and easy to put on.
- Foam strip holds shield away from face allowing room for goggles and face mask.
- Anti-fog, Anti-static
- 4 face shields per package
- Reuseable



98215-0000

SPECIFICATIONS: Item Size: 32 x 24cm / 12.6 x 9.45in Item Weight: 45g / 1.58oz  
Package Weight: 50g / 1.76oz Package Size: 33 x 32 x 11cm / 12.99 x 12.59 x 4.33in

NEW



# NON-CONDUCTIVE WF974

## WF974

The NEW WF974 non-conductive features a wider side view range, improved temple comfort, reinforced and integrated side shields and modern lines. The 974 was inspired from blending modern and popular sunglass frame styles into a heavy duty but lightweight functional safety product with an enhanced peripheral view.

Fresh sporty styling, new great colors, superior strength and exceptionally comfortable fit for a non-conductive safety frame.

ASSEMBLED IN THE USA

- Style:** Unisex
- Features:** High-Impact-Resistant Grilamid, Popular Fashionable Colors, Clear Lateral Vision
- Temples:** Grilamid
- Sizes:** 55□15/128
- Colors:** 97406/61 Matte Black, Light Grey Temple 97406/07 Ghost Black, Black Temple 97406/77 Shiny Black, Yellow Temple 97497/60 Dark Purple, Green Temple
- Nose Pads:** Self-fitting TPE material
- Side Shields:** Integrated Construction

WF974

| EYE | A    | B    | ED   | DBL | TEMPLE |
|-----|------|------|------|-----|--------|
| 55□ | 55.0 | 41.0 | 60.8 | 15  | 128.0  |



WF974



Integrated Ultra-Clear "Wide View" Side shields

**NEW**

**USA WORKFORCE<sup>®</sup>**

# NON-CONDUCTIVE WF690

This is what the customers have been looking for! The NEW WF690 line – one wrap style with enhanced full protection foam seal and tight rubber gasket options. Rugged Grilamid material is the latest advancement in nylon polymers. The foam is fully sealed – no crumbling in our seals. Both the gaskets and foam seals are removable and replaceable. TR90 Rubber vented temple tips for extra grip.

**WF690:**

With fresh sporty styling, new great modern colors, superior strength and exceptionally comfortable fit for non-conductive safety frame.

ASSEMBLED IN THE USA



WF690

Each Box comes with a frame with foam gasket installed, a rubber replacement gasket, a headstrap, 2 additional screws and instructions

- Style:** Unisex
- Features:** High-Impact-Resistant Grilamid, Popular Fashionable Colors
- Temples:** Grilamid
- Sizes:** 58□16/130mm
- Colors:** 69006/06 Shiny Black Front/ Black Temple  
69007/77 Ghost Black Front/ Yellow Temple  
69011/61 Matte Black Front/ Light Grey Temple  
69083/60 Dark Plum Front/ Green Temple
- Nose Pads:** Self-fitting TPE material
- Side Shields:** Integrated Construction

**WF690**

| EYE | A    | B  | ED   | DBL | TEMPLE |
|-----|------|----|------|-----|--------|
| 58□ | 58.0 | 36 | 60.7 | 16  | 130.0  |



69006/06 Shiny Black Front/ Black Rubber Gasket



69007/77 Ghost Black Front/ Yellow Rubber Gasket



69011/61 Matte Black Front/ Light Grey Rubber Gasket



69083/60 Dark Plum Front/ Green Rubber Gasket



Foam Gasket and Headstrap included



69007-FG Foam Gasket Black  
Note: Every pair comes with the foam gasket installed

ArtCraft's new Non-Conductive Series introduces fresh, unparalleled sporty styling, exciting color combinations, and perfect comfort. With the superior strength of their construction – all polycarbonate fronts and TR-90 temples – these products will set the new standard in this high-demand non-conductive safety Rx frame category.

**WF470:**

With fresh sporty styling, new great colors, superior strength and exceptionally comfortable fit for non-conductive safety frame.

- Style:** Unisex  
**Features:** High Impact-Resistant Polycarbonate, Popular Fashionable Colors, Clear Lateral Vision, NO METAL COMPONENTS  
**Temples:** Adjust Pantoscopically  
**Sizes:** 62□17/122mm  
**Colors:** 47089 Orange Harvest, 47006 Black Crystal, 47067 Peach Crystal, 47083 Lavender Mist  
**Replaceable Nose Pads:** 23mm - Adjustable Snap-on Rubber  
 47006-Black, 47067-Peach, 47083-Lavender  
**Side Shields:** Integrated Construction

**WF470**

| EYE   | A    | B    | ED   | ED ANG | DBL | TEMPLE |
|-------|------|------|------|--------|-----|--------|
| 62.0□ | 62.0 | 39.3 | 66.2 | 22.9   | 17  | 122.0  |

ASSEMBLED IN THE USA



# NON-CONDUCTIVE WF590



**THE WF590 IS THE ULTIMATE IN NON-CONDUCTIVE WRAP DESIGN STYLING, COMFORT AND FUNCTION.**

This sleek, six-base lens design showcases the modern multi-focal lens shape with soft angle corners for easy Rx insertion into the finest grade Grilamid frame materials.

**Five distinctive color choices** of soft rubber accents have the functional properties for exceptional temple and nose pad comfort with excellent non-slip retention.

The snap-in gasket provides added dust and small airborne particle eye protection.

ASSEMBLED IN THE USA



Shiny Black/Yellow



Navy Blue/Orange



Shiny Black/Blue



Matte Black/Dark/Grey



Shiny Violet/Light Grey



Yellow Gasket Form

## WF590

- Style:** Unisex
- Features:** Sleek new wrap design of highest quality Grilamid material. Outstanding impact resistance, even at low temperatures. High flexural fatigue, weathering and stress resistance. Low density. Exceptional soft rubber fitting comfort. Most secure and replaceable foam gasket construction. Easy cold snap lens insertion. Dynamic color selection.
- Sizes:** 57□19/120mm
- Colors:** Shiny Black/Yellow 59006/77, replacement gasket 59077-B\*  
Matte Black/Dark Grey 59006/61, replacement gasket 59061-B\*  
Navy Blue/Orange 59017/89, replacement gasket 59089-B\*  
Shiny Black/Blue 59006/17, replacement gasket 59017-B\*  
Shiny Violet/Light Grey 59097/52, replacement gasket 59052-B\*
- Nose Pad:** Universal

| EYE | A    | B    | C     | ED   | DBL | TEMPLE |
|-----|------|------|-------|------|-----|--------|
| 57□ | 57.0 | 39.6 | 161.5 | 59.7 | 19  | 120    |

# NON-CONDUCTIVE WF970

**USA WORKFORCE**<sup>®</sup>

## WF970

The larger size, sporty styling, and top-selling dress eyewear colors for men make this frame a popular choice for any man choosing a non-conductive safety frame.

ASSEMBLED IN THE USA



Extended Shield



Hydrophilic Nose & Brow



Hydrophilic Temple Grip



Temple Ventilation



WF970

**Style:** Men's  
**Features:** High-Impact-Resistant Polycarbonate, Popular Fashionable Colors, NO METAL COMPONENTS  
**Size:** 58□16/125mm  
**Colors:** 97006 Matte Black/ Red, 97017 Shiny Black/ Blue, 97058 Tortoise  
**Nose Pads:** Self-Fitting TPE Material  
**Side Shields:** Integrated Construction

**WF970**

| EYE | A    | B    | ED   | DBL | TEMPLE |
|-----|------|------|------|-----|--------|
| 58□ | 58.0 | 36.0 | 60.2 | 16  | 125.0  |


## WF971

The small size and top-selling dress eyewear colors for women make this frame an obvious first choice for any woman looking for a non-conductive safety frame.



Black

Tortoise



Coral

Violet

## WF971

- Style:** Women's  
**Features:** High-Impact-Resistant Polycarbonate, Popular Fashionable Colors, NO METAL COMPONENTS  
**Sizes:** 55□14/120mm  
**Colors:** 97197 Violet, 97180 Coral, 97106 Matte Black, 97158 Tortoise, 97117 Shiny Black/Blue  
**Nose Pads:** Self-Fitting TPE Material  
**Side Shields:** Integrated Construction

| EYE | A    | B    | ED   | DBL | TEMPLES |
|-----|------|------|------|-----|---------|
| 55□ | 55.0 | 33.0 | 57.3 | 14  | 120     |





# NON-CONDUCTIVE WF972C

**USA WORKFORCE**<sup>®</sup>

## WF972C

The WF972C is a larger size non-conductive frame for men and comes with sportsman's camouflage styling, superior strength and an exceptionally comfortable fit.

ASSEMBLED IN THE USA



WF972C

## WF972C

**Style:** Men's  
**Features:** High-Impact-Resistant Polycarbonate,  
Popular Fashionable Colors,  
NO METAL COMPONENTS  
**Sizes:** 58□16/125mm  
**Colors:** 97206 Shiny Black, 97252 Cool Grey  
**Nose Pads:** Self-Fitting TPE Material  
**Side Shields:** Integrated Construction

| EYE | A    | B    | ED   | DBL | TEMPLE |
|-----|------|------|------|-----|--------|
| 58□ | 58.0 | 36.0 | 60.2 | 16  | 125    |

# NON-CONDUCTIVE WF973C



The fashion rage for camo is uniquely featured in this very popular women's frame. The combination of the superior impact strength of polycarbonate fronts with the comfortable adjustability of the TR-90 temple material plus a special formulation of TPE for a deterioration resistant, soft and self-fitting bridge makes this non-conductive style an extremely popular product.

## WF973C

This is a smaller-sized frame with sporty styling, feminine camo pattern and colors, superior strength and an exceptionally comfortable fit.

ASSEMBLED IN THE USA



WF973C

**Style:** Women's  
**Features:** High Impact-Resistant Polycarbonate, Popular Fashionable Colors, NO METAL COMPONENTS  
**Sizes:** 55□14/120mm  
**Colors:** 97397 Purple, 97380 Pink  
**Nose Pads:** Self-Fitting TPE Material  
**Side Shields:** Integrated Construction

## WF973C

| EYE | A    | B    | ED   | DBL | TEMPLE |
|-----|------|------|------|-----|--------|
| 55□ | 55.0 | 33.0 | 57.3 | 14  | 120    |

NEW

**USA WORKFORCE**

**AMERICAN MADE** SERIES

**AM SERIES**


**COMBINATION**

**THE WF452AM – OUR NEW AMERICAN MADE FRAME**

The front has a sleek, contemporary unisex design evidencing a modified rectangle lens shape and the cool fashion appeal of a thin single-piece wraparound front bar. The temples feature a translucent, woven pearl essence pattern in a skull temple design and an engineered metal core for perfect frame fitting adjustments.

**WF452AM**

Professional styling with a stainless steel front and temples in either deep blue or black and dark grey.



**WF452AM  
COMBINATION**

- Style:** Unisex
- Features:** Stainless Steel Front
- Temples:** Acetate
- Sizes:** 52□16/142mm, 54□16/142mm
- Colors:** 45293/17 Gunmetal/Blue Temples  
45293/06 Gunmetal/Black and Dark Grey Temples
- Nose Pads:** 14mm Snap-in Acetate
- Side Shields:** CP42 / EZ Lok-It v2

| EYE | A    | B    | ED   | TEMPLE | BRIDGE |
|-----|------|------|------|--------|--------|
| 52□ | 52.0 | 32.7 | 56.9 | 140    | 16     |
| 54□ | 54.0 | 34.0 | 58.1 | 140    | 16     |



**Style:** Men's  
**Features:** Stainless Steel Fronts, TR 90 Rubber Temple with Wire Core Adjustable Temple Tip  
**Sizes:** 54□17/140mm, 57□17/140mm, 60□19/145mm  
**Colors:** 46137 Hickory, 46106 Ebony, 46193 Grey  
**Nose Pads:** 14mm Snap-In Silicone  
**Side Shields:** CP28 / EZ Lok-It v2

**WF461AM**  
HYPOALLERGENIC



| EYE | A  | B    | ED   | DBL | TEMPLE |
|-----|----|------|------|-----|--------|
| 54□ | 54 | 31.2 | 57.0 | 17  | 140    |
| 57□ | 57 | 32.5 | 60.3 | 17  | 140    |
| 60□ | 60 | 34.6 | 63.4 | 19  | 145    |

**Style:** Men's  
**Features:** Stainless Steel Fronts, TR 90 Rubber Temple with Wire Core Adjustable Temple Tip  
**Sizes:** 54□17/140mm, 57□17/140mm, 60□19/145mm  
**Colors:** 461c06/37 Ebony / Woodland Camo Temples, 461c43/37 Chestnut / Woodland Camo Temples  
**Nose Pads:** 14mm Snap-In Silicone  
**Side Shields:** CP28 / EZ Lok-It v2

**WF461cAM**  
HYPOALLERGENIC



| EYE | A  | B    | ED   | DBL | TEMPLE |
|-----|----|------|------|-----|--------|
| 54□ | 54 | 31.2 | 57.0 | 17  | 140    |
| 57□ | 57 | 32.5 | 60.3 | 17  | 140    |
| 60□ | 60 | 34.6 | 63.4 | 19  | 145    |

**Style:** Men's  
**Features:** Most desired full size range to accommodate all head shapes. Highest quality stainless steel fronts with modern multi-focal lens shape. Unique temple pattern on acetate temples.  
**Sizes:** 53□18/140mm, 56□18/145mm, 59□19/150mm  
**Colors:** 48193/17 Gunmetal / Blue Temples, 48137/37 Hickory / Brown Temples, 48106/06 Black / Black Temples  
**Nose Pads:** 14mm Snap-In Silicone  
**Side Shields:** CP29 / EZ Lok-It v2

**WF481AM**  
HYPOALLERGENIC



| EYE | A    | B    | ED   | DBL | TEMPLE |
|-----|------|------|------|-----|--------|
| 53□ | 53.0 | 31.8 | 57.0 | 18  | 140    |
| 56□ | 56.0 | 33.6 | 60.2 | 18  | 145    |
| 59□ | 59.0 | 35.3 | 63.4 | 19  | 150    |

**Style:** Unisex  
**Features:** Classic metal modified P-3 shape. Easy adjustments for lens position and fit. Unique color pattern skull acetate.  
**Sizes:** 48□19/145mm  
**Colors:** 48206/06 Black / Black Temples, 48237/37 Hickory / Brown Temples, 48293/17 Gunmetal / Blue Temples  
**Nose Pads:** 14mm Snap-In Silicone  
**Side Shields:** CP41 / EZ LOK-IT v2

**WF482AM**  
HYPOALLERGENIC



| EYE | A    | B    | ED   | DBL | TEMPLE |
|-----|------|------|------|-----|--------|
| 48□ | 48.0 | 41.0 | 51.1 | 19  | 145    |

**FEATURES**

- Stainless Steel construction ensures every wearer of a strong, durable frame
- Frames feature contemporary designs for the eyes, end pieces, tips, and temples and a self-aligning side shield specific to each style
- Incorporates the industry's highest-quality spring hinges
- The best size and color combinations of men's, women's, and unisex styles to minimize inventory and maximize appeal
- All of our American Made products have EZ Lok-It side shield compatibility

**STAINLESS STEEL**

**WF433AM**  
HYPOALLERGENIC

**Style:** Unisex  
**Features:** Embossed Temples, Spring Hinges, Stainless Steel  
**Sizes:** 49□19/140mm, 52□19/145mm  
**Colors:** 43343 Matte Brown, 43393 Matte Graphite  
**Nose Pads:** 14mm Snap-In Vinyl  
**Side Shields:** CP33/ EZ LOK-IT v1



| EYE | A    | B     | ED    | DBL | TEMPLES |
|-----|------|-------|-------|-----|---------|
| 49□ | 49.0 | 34.63 | 51.16 | 19  | 140     |
| 52□ | 52.0 | 36.75 | 54.30 | 19  | 145     |

**Style:** Men's  
**Features:** Integrated Spring Hinges, Stainless Steel  
**Sizes:** 52□19/140, 55□19/14  
**Colors:** 43137 Matte Dark Brown, 43193 Matte Gunmetal  
**Nose Pads:** 14mm Snap-In Vinyl  
**Side Shields:** CP31 / EZ LOK-IT v1

**WF431AM**  
HYPOALLERGENIC



| EYE | A    | B     | ED    | DBL | TEMPLES |
|-----|------|-------|-------|-----|---------|
| 52□ | 52.0 | 32.56 | 55.16 | 19  | 140     |
| 55□ | 55.0 | 34.49 | 58.39 | 19  | 145     |

**Style:** Men's  
**Features:** Integrated Spring Hinges, Stainless Steel  
**Sizes:** 53□18/140mm, 56□18/145mm  
**Colors:** 43206 Matte Black, 43293 Matte Gunmetal  
**Nose Pads:** 14mm Snap-In Vinyl  
**Side Shields:** CP32 / EZ LOK-IT v1

**WF432AM**  
HYPOALLERGENIC

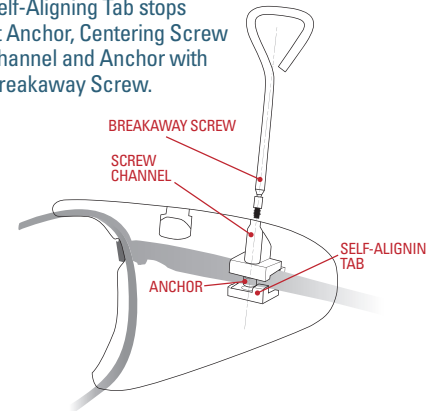


| EYE | A    | B     | ED    | DBL | TEMPLES |
|-----|------|-------|-------|-----|---------|
| 53□ | 53.0 | 38.24 | 55.55 | 18  | 140     |
| 56□ | 56.0 | 40.41 | 58.69 | 18  | 145     |

The ArtCraft EZ-Lok-It® system – available on all American Made frames – features a patent pending steel threaded anchor ring and stainless steel break away assembly screws. By far, it is the easiest and strongest permanently attached side shield assembly in the industry.

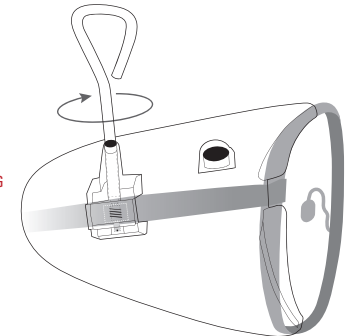
**Step 1**

Slide shield forward until Self-Aligning Tab stops at Anchor, Centering Screw Channel and Anchor with Breakaway Screw.



**Step 2**

Maintain alignment, threading Breakaway Screw into Anchor until handle breaks off.



**STAINLESS STEEL**

**Style:** Unisex  
**Features:** Embossed Temples, Spring Hinges, Stainless Steel  
**Sizes:** 50□18/140mm, 52□18/145  
**Colors:** 43406 Matte Black, 43437 Matte Coffee  
**Nose Pads:** 14mm Snap-In Vinyl  
**Side Shields:** CP34 / EZ LOK-IT v1

**WF434AM**  
HYPOALLERGENIC



| EYE | A    | B     | ED    | DBL | TEMPLES |
|-----|------|-------|-------|-----|---------|
| 50□ | 50.0 | 34.43 | 52.46 | 18  | 140     |
| 52□ | 52.0 | 35.81 | 54.55 | 18  | 145     |

**Style:** Women's  
**Features:** Delicate Bridge Design, Spring Hinges, Stainless Steel  
**Sizes:** 47□18/130mm, 49□18/135mm  
**Colors:** 43543 Matte Brown, 43593 Matte Slate  
**Nose Pads:** 14mm Snap-In Vinyl  
**Side Shields:** CP35 / EZ LOK-IT v1

**WF435AM**  
HYPOALLERGENIC



| EYE | A    | B     | ED    | DBL | TEMPLES |
|-----|------|-------|-------|-----|---------|
| 47□ | 47.0 | 31.77 | 48.16 | 18  | 130     |
| 49□ | 49.0 | 33.12 | 50.21 | 18  | 135     |

**Style:** Women's  
**Features:** Delicate Bridge Design, Spring Hinges, Stainless Steel  
**Sizes:** 51□18/135mm  
**Colors:** 43637 Matte Coffee, 43693 Matte Slate  
**Nose Pads:** 14mm Snap-In Vinyl  
**Side Shields:** CP36 / EZ LOK-IT v1

**WF436AM**  
HYPOALLERGENIC



| EYE | A    | B     | ED    | DBL | TEMPLES |
|-----|------|-------|-------|-----|---------|
| 51□ | 51.0 | 30.55 | 53.03 | 18  | 135     |

**ACETATE**

**Style:** Unisex  
**Features:** High Demand Modified P3 Shape, Pantographed Acetate, Extra Comfortable Fit  
**Sizes:** 46□19/140mm, 49□19/145mm  
**Colors:** 48306 Black, 48352 Grey Smoke, 48358 Tortoise  
**Nose Pads:** Blended Acetate on the Keyhole Bridge Design  
**Side Shields:** CP41 / EZ LOK-IT v2

**WF483AM**  
HYPOALLERGENIC



| EYE | A    | B    | ED   | DBL | TEMPLES |
|-----|------|------|------|-----|---------|
| 46□ | 46.0 | 41.0 | 47.7 | 19  | 140     |
| 49□ | 49.0 | 43.7 | 51.1 | 19  | 145     |

**Style:** Unisex  
**Features:** A popular modern rectangle shape with pantographed acetate. Extra comfortable all day fit.  
**Sizes:** 56□18/145mm, 53□18/140mm  
**Colors:** 48406/06 Black, 48452 Smoke, 48458 Tortoise  
**Nose Pads:** Blended acetate with uni-fit bridge  
**Side Shields:** CP29 / EZ LOK-IT v2

**WF484AM**  
HYPOALLERGENIC



| EYE | A    | B    | ED   | DBL | TEMPLES |
|-----|------|------|------|-----|---------|
| 53□ | 53.0 | 30.8 | 55.7 | 18  | 140     |
| 56□ | 56.0 | 30.8 | 59.3 | 18  | 145     |

**CARBON FIBER**

**WF41AM**

The front has a fresh, neoteric unisex design with a modified oval lens shape and the cutting edge fashion appeal of a single-piece wraparound front bar. The temples introduce the ultimate in a new look: a bayonet design that is extremely comfortable and incorporates non-slip, elastomer rubber inserts for nuisance-free wearing performance.

- Style:** Unisex
- Features:** Stainless Steel Fronts, Carbon Fiber Temples
- Sizes:** 53□18/142mm, 55□18/142mm
- Colors:** (SEE BELOW)
- Nose Pads:** 14mm Snap-In Acetate
- Side Shields:** CP26 / EZ LOK-IT v2

**WF41 AM**  
**HYPOALLERGENIC**



| EYE | A    | B    | ED   | DBL | TEMPLE |
|-----|------|------|------|-----|--------|
| 53□ | 53.0 | 31.3 | 55.3 | 18  | 142    |
| 55□ | 55.0 | 32.5 | 57.6 | 18  | 142    |

**Standard Color Combinations**



**WF451AM**

The front has a sleek, contemporary unisex design evidencing a modified rectangle lens shape and the cool fashion appeal of a thin single-piece wraparound front bar. The temples introduce a stylish new look: a skull temple design with carbon fiber comfort and elastomer rubber tips that have a metal insert for perfect frame fitting adjustments.

- Style:** Unisex
- Features:** Stainless Steel Fronts, Carbon Fiber Temples
- Sizes:** 52□16/142mm, 54□16/142mm
- Colors:** (SEE BELOW)
- Nose Pads:** 14mm Snap-In Acetate
- Side Shields:** CP27 / EZ LOK-IT v2

**WF451 AM**  
**HYPOALLERGENIC**



| EYE | A    | B    | ED   | DBL | TEMPLE |
|-----|------|------|------|-----|--------|
| 52□ | 52.0 | 32.7 | 56.9 | 16  | 142    |
| 54□ | 54.0 | 34.0 | 58.1 | 16  | 142    |

**Standard Color Combinations**



**Style:** Men's  
**Features:** Titanium Flex Temples, Stainless Steel Front, Standard Hinges  
**Sizes:** 53□17/135mm, 56□17/140mm  
**Colors:** 95137 Matte Dark Brown, 95152 Matte Grey  
**Temples:** 135mm, 140mm  
**Nose Pads:** Snap-In Silicone  
**Side Shields:** CP21 / LOK-IT

**WF951SF**  
**HYPOALLERGENIC**



| EYE | A    | B    | ED   | DBL | TEMPLE |
|-----|------|------|------|-----|--------|
| 53□ | 53.0 | 36.0 | 56.7 | 17  | 135    |
| 56□ | 56.0 | 39.0 | 56.9 | 17  | 140    |

**Style:** Unisex  
**Features:** Titanium Flex Temples, Stainless Steel Front, Standard Hinges  
**Sizes:** 50□18/135mm, 53□18/140mm  
**Colors:** 95237 Matte Light Brown, 95252 Matte Light Grey  
**Temples:** 135mm, 140mm  
**Nose Pads:** Snap-In Silicone  
**Side Shields:** CP21 / LOK-IT

**WF952SF**  
**HYPOALLERGENIC**



| EYE | A    | B    | ED   | DBL | TEMPLE |
|-----|------|------|------|-----|--------|
| 50□ | 50.0 | 33.0 | 54.3 | 18  | 135    |
| 53□ | 53.0 | 36.0 | 57.6 | 18  | 140    |

**Style:** Unisex  
**Features:** Titanium Flex Temples, Stainless Steel Front, Standard Hinges  
**Sizes:** 49□21/135mm  
**Colors:** 95306 Satin Black, 95361 Satin Gunmetal  
**Temples:** 135mm  
**Nose Pads:** Snap-In Silicone  
**Side Shields:** CP21 / LOK-IT

**WF953SF**  
**HYPOALLERGENIC**



| EYE | A    | B    | ED   | DBL | TEMPLE |
|-----|------|------|------|-----|--------|
| 49□ | 49.0 | 32.0 | 51.2 | 21  | 135    |

**Style:** Men's  
**Features:** Flexible Titanium Bridge, Stainless Steel Eyes, Sport-Style Temple/Side Shield Designs, Spring Hinges  
**Sizes:** 52□19/140mm, 55□19/145mm  
**Colors:** 95437 Matte Brown, 95452 Grey  
**Nose Pads:** Snap-In PVC  
**Side Shields:** CP23 / LOK-IT

**WF954SF**  
**HYPOALLERGENIC**



| EYE | A    | B    | ED   | DBL | TEMPLE |
|-----|------|------|------|-----|--------|
| 52□ | 52.0 | 33.7 | 55.6 | 19  | 140    |
| 55□ | 55.0 | 35.6 | 58.6 | 19  | 145    |



## CONSTRUCTION

Combinations of Stainless STEEL and FLEX Titanium components designed to provide superior strength, impact resilience, and corrosion resistance.

## STYLE

A diverse array of eye shapes, bridge designs, and temple lengths offer the best look possible while still assuring proper lens positioning for complex prescriptions.

## COMFORT

Lightweight frames with self-adjusting, flexible temples and soft, weight-bearing nose pads.



The perfect FASHION complement to any safety frame collection.



## STYLE


In-demand eye shapes for each category of men's, women's, and unisex. Unique temple colorization.

## CONSTRUCTION

Stainless steel fronts with rear-mounted bridges on the eye wires for extra strength.

## COMFORT

Lightweight frames with self-adjusting, FLEXible TR-90 temples.



**Style:** Men's  
**Features:** Flex TR-90 Temples, Unique Fashionable Colors, Standard Hinges  
**Sizes:** 53□19/140mm, 55□19/145mm  
**Colors:** 96137 Brown, 96152 Grey  
**Temples:** 140mm, 145mm  
**Nose Pads:** Snap-In PVC  
**Side Shields:** CP22 / FF LOK-IT

**WF961FF**  
HYPOALLERGENIC

| EYE | A    | B    | ED   | DBL | TEMPLE |
|-----|------|------|------|-----|--------|
| 53□ | 53.0 | 33.3 | 55.5 | 19  | 140    |
| 55□ | 55.0 | 35.3 | 57.5 | 19  | 145    |



**Style:** Women's  
**Features:** Flex TR-90 Temples, Unique Fashionable Colors, Standard Hinges  
**Sizes:** 52□19/130mm  
**Colors:** 96237 Brown, 96283 Rose  
**Temples:** 130mm  
**Nose Pads:** Snap-In PVC  
**Side Shields:** CP22 / FF LOK-IT

**WF962FF**  
HYPOALLERGENIC

| EYE | A    | B    | ED   | DBL | TEMPLE |
|-----|------|------|------|-----|--------|
| 52□ | 52.0 | 33.2 | 53.1 | 19  | 130    |



**Style:** Unisex  
**Features:** Flex TR-90 Temples, Unique Fashionable Colors, Standard Hinges  
**Sizes:** 52□19/135mm, 54□19/140mm  
**Colors:** 96337 Brown, 96361 Gunmetal  
**Temples:** 135mm, 140mm  
**Nose Pads:** Snap-In PVC  
**Side Shields:** CP22 / FF LOK-IT

**WF963FF**  
HYPOALLERGENIC

| EYE | A    | B    | ED   | DBL | TEMPLE |
|-----|------|------|------|-----|--------|
| 52□ | 52.0 | 31.8 | 55.6 | 19  | 135    |
| 54□ | 54.0 | 33.3 | 57.6 | 19  | 140    |



## FEATURES

- Popular market-proven styles
- Multiple sizes for better fit and accurate Rx positioning
- Superior spring-hinge replacement temples available in alternate lengths
- Embossed temples and end-pieces exude quality
- Comfortable snap-in nose pads
- Lightweight and resistant to corrosion



WF827SS

**Style:** Unisex  
**Features:** All Stainless Steel Construction, Spring Hinges, Multi-Focal Lens Shape  
**Sizes:** 50□20/140mm, 53□20/140mm, 56□20/145mm  
**Colors:** 82034 Bronzelite, 82093 Ruthenium  
**Temples:** 140mm, 145mm  
**Nose Pads:** Snap-In Silicone  
**Side Shields:** CP15 / LOK-IT

**WF820SS**  
HYPOALLERGENIC



| EYE | A    | B    | ED   | DBL | TEMPLE |
|-----|------|------|------|-----|--------|
| 50□ | 50.0 | 37.0 | 54.0 | 20  | 140    |
| 53□ | 53.0 | 40.0 | 57.0 | 20  | 140    |
| 56□ | 56.0 | 43.0 | 60.0 | 20  | 145    |

**Style:** Men's  
**Features:** All Stainless Steel Construction, Spring Hinges, Multi-Focal Lens Shape  
**Sizes:** 50□20/140mm, 53□20/140mm, 56□20/145mm  
**Colors:** 82137 Bronze, 82157 Gold, 82193 Ruthenium  
**Temples:** 140mm, 145mm  
**Nose Pads:** Snap-In Silicone  
**Side Shields:** CP14 / CP15 (50mm)/LOK-IT

**WF821SS**  
HYPOALLERGENIC



| EYE | A    | B    | ED   | DBL | TEMPLE |
|-----|------|------|------|-----|--------|
| 50□ | 50.0 | 36.0 | 54.0 | 20  | 140    |
| 53□ | 53.0 | 39.0 | 57.0 | 20  | 140    |
| 56□ | 56.0 | 42.0 | 60.0 | 20  | 145    |

**Style:** Unisex  
**Features:** All Stainless Steel Construction, Spring Hinges, Multi-Focal Lens Shape  
**Sizes:** 51□19/140mm, 54□19/145mm  
**Colors:** 82637 Bronze, 82661 Gunmetal  
**Temples:** 140mm, 145mm  
**Nose Pads:** Snap-In Vinyl  
**Side Shields:** CP15 / LOK-IT

**WF826SS**  
HYPOALLERGENIC



| EYE | A    | B    | ED   | DBL | TEMPLE |
|-----|------|------|------|-----|--------|
| 51□ | 51.0 | 34.0 | 55.2 | 19  | 140    |
| 54□ | 54.0 | 37.0 | 58.2 | 19  | 145    |

**FEATURES**

- Contemporary, upscale styling in male and unisex shapes
- Multiple frame sizes plus additional temple length replacements
- Satin and engraved finishes to best complement each style
- Snap-in vinyl nose pads
- Spring-hinge temples with easily adjustable soft mastoid bend tips

**WF827SS  
HYPOALLERGENIC**

**Style:** Men's  
**Features:** All Stainless Steel Construction, Spring Hinges, Multi-Focal Lens Shape  
**Sizes:** 51□18/140mm, 53□18/145mm, 55□18/150mm  
**Colors:** 82737 Brown, 82793 Ruthenium  
**Temples:** 140mm, 145mm, 150mm  
**Nose Pads:** Snap-In Vinyl  
**Side Shields:** CP15 / LOK-IT



| EYE | A    | B    | ED   | DBL | TEMPLE |
|-----|------|------|------|-----|--------|
| 51□ | 51.0 | 32.5 | 55.0 | 18  | 140    |
| 53□ | 53.0 | 34.5 | 57.0 | 18  | 145    |
| 55□ | 55.0 | 36.5 | 59.0 | 18  | 150    |

**WF831SS –  
SOLID MILLED  
FRONT CONSTRUCTION**

**WF831SS  
HYPOALLERGENIC**

**Style:** Unisex  
**Features:** All Stainless Steel Construction, Spring Hinges, Multi-Focal Lens Shape  
**Sizes:** 49□16/140mm, 51□16/145mm  
**Colors:** 83137 Matte Brown, 83152 Matte Grey  
**Temples:** 140mm, 145mm  
**Nose Pads:** Snap-In Vinyl  
**Side Shields:** CP15 / LOK-IT



| EYE | A    | B    | ED   | DBL | TEMPLE |
|-----|------|------|------|-----|--------|
| 49□ | 49.0 | 30.0 | 53.0 | 16  | 140    |
| 51□ | 51.0 | 32.0 | 55.0 | 16  | 145    |

**WF832SS  
HYPOALLERGENIC**

**Style:** Men's  
**Features:** All Stainless Steel Construction, Spring Hinges, Multi-Focal Lens Shape  
**Sizes:** 53□17/140mm, 55□17/145mm  
**Colors:** 83237 Antique Brown, 83252 Antique Gunmetal  
**Temples:** 140mm, 145mm  
**Nose Pads:** Snap-In Vinyl  
**Side Shields:** ESS-P1 / LOK-IT




| EYE | A    | B    | ED   | DBL | TEMPLE |
|-----|------|------|------|-----|--------|
| 53□ | 53.0 | 36.0 | 55.0 | 17  | 140    |
| 55□ | 55.0 | 38.0 | 57.0 | 17  | 145    |



This custom series of frames provide **Exceptional Value** in pricing and style. Sure to please most people – most of the time.

**WF676EV**

**Style:** Men's  
**Features:** Standard Hinges  
**Sizes:** 53□18/145mm, 57□20/150mm  
**Colors:** 67606 Matte Black, 67661 Matte Gunmetal  
**Nose Pads:** Universal-Fit Wing Bridge  
**Side Shields:** CP25 / LOK-IT



| EYE | A    | B    | ED   | DBL | TEMPLE |
|-----|------|------|------|-----|--------|
| 53□ | 53.0 | 33.5 | 56.0 | 18  | 145    |
| 57□ | 57.0 | 33.5 | 60.6 | 20  | 150    |

**WF678EV**

**Style:** Women's  
**Features:** Standard Hinges  
**Sizes:** 51□20/140mm  
**Colors:** 67837 Matte Brown, 67872 Matte Lavender  
**Nose Pads:** Snap-In PVC  
**Side Shields:** CP25



| EYE | A    | B    | ED   | DBL | TEMPLE |
|-----|------|------|------|-----|--------|
| 51□ | 51.0 | 34.9 | 51.7 | 20  | 140    |

**WF679EV**

**Style:** Men's  
**Features:** Standard Hinges  
**Sizes:** 53□18/145mm  
**Colors:** 67906 Matte Black, 67961 Matte Gunmetal  
**Nose Pads:** Universal-Fit Wing Bridge  
**Side Shields:** CP25 / LOK-IT



| EYE | A    | B    | ED   | DBL | TEMPLE |
|-----|------|------|------|-----|--------|
| 53□ | 53.0 | 33.5 | 56.0 | 18  | 145    |

**WF679EV:** This men's style is a modern rectangular eye shape and sports a soft-wing bridge to fit all nasal profiles most comfortably.

**WF678EV:** This women's style has an extremely popular, functional eye shape and attractive colors.



WF679EV

WF678EV

**Style:** Men's  
**Features:** Tu-Tone finish, All Monel Construction, Standard Hinges  
**Sizes:** 52□18/145mm, 55□18/150mm  
**Colors:** 67261 Gunmetal, 67237 Bronze  
**Temples:** 145mm, 150mm  
**Nose Pads:** Snap-In Vinyl  
**Side Shields:** CP14 / LOK-IT

**WF672A**



| EYE | A    | B    | ED   | DBL | TEMPLE |
|-----|------|------|------|-----|--------|
| 52□ | 52.0 | 43.0 | 57.0 | 18  | 145    |
| 55□ | 55.0 | 36.0 | 60.0 | 18  | 150    |

**Style:** Men's  
**Features:** Tu-Tone Finish, All Monel Construction, Standard Hinges  
**Sizes:** 51□19/140mm, 54□19/145mm, 57□19/145mm  
**Colors:** 67337 Bronze, 67393 Pewter  
**Temples:** 140mm, 145mm  
**Nose Pads:** Snap-In Vinyl  
**Side Shields:** CP14 / LOK-IT

**WF673A**



| EYE | A    | B    | ED   | DBL | TEMPLE |
|-----|------|------|------|-----|--------|
| 51□ | 51.0 | 42.0 | 57.5 | 19  | 140    |
| 54□ | 54.0 | 45.0 | 60.5 | 19  | 145    |
| 57□ | 57.0 | 48.0 | 63.5 | 19  | 145    |

Constructed of the highest quality monel and with designs that have been market proven for comfort and style appeal.

Extra attention to detail is evident in Tu-Tone and satin finishes, properly accenting the individual styles.

Each style has multiple sizes in assembled frames plus the availability of extra temple lengths for a custom fit.

WF677



**Style:** Unisex  
**Features:** All Monel Construction, Standard Hinges  
**Sizes:** 47□21/135mm, 50□21/140mm, 53□21/145mm  
**Colors:** 67417 Dusk, 67437 Brown  
**Temples:** 135mm, 140mm, 145mm  
**Nose Pads:** Snap-In Vinyl  
**Side Shields:** CP15 / LOK-IT

**WF674A**



| EYE | A    | B    | ED   | DBL | TEMPLE |
|-----|------|------|------|-----|--------|
| 47□ | 47.0 | 33.0 | 49.0 | 21  | 135    |
| 50□ | 50.0 | 36.0 | 52.0 | 21  | 140    |
| 53□ | 53.0 | 39.0 | 55.0 | 21  | 145    |

**Style:** Unisex  
**Features:** Tu-Tone Finish, All Monel Construction, Standard Hinges  
**Sizes:** 48□19/145mm, 51□19/150mm  
**Colors:** 67737 Bronze, 67761 Gunmetal  
**Temples:** 145mm, 150mm  
**Nose Pads:** Snap-In Vinyl  
**Side Shields:** CP15 / LOK-IT

**WF677**



| EYE | A    | B    | ED   | DBL | TEMPLE |
|-----|------|------|------|-----|--------|
| 48□ | 48.0 | 33.0 | 52.5 | 19  | 145    |
| 51□ | 51.0 | 36.0 | 55.5 | 19  | 150    |

**Style:** Men's  
**Features:** All Titanium Construction, Spring Hinges  
**Sizes:** 53□16/142mm, 56□16/147mm  
**Colors:** 81537 Bronze, 81561 Gunmetal  
**Temples:** 142mm, 147mm  
**Nose Pads:** Snap-In Silicone  
**Side Shields:** CP14 / LOK-IT

**WF815T  
HYPOALLERGENIC**

**TITANIUM**



| EYE | A    | B    | ED   | DBL | TEMPLE |
|-----|------|------|------|-----|--------|
| 53□ | 53.0 | 41.5 | 59.0 | 16  | 142    |
| 56□ | 56.0 | 44.5 | 62.0 | 16  | 147    |

**Style:** Women's  
**Features:** Elaborate Embossed Temple Design, Antique Colors, Spring Hinges  
**Sizes:** 46□20/135mm, 48□20/140mm  
**Colors:** 82917 Antique Blue, 82957 Antique Gold, 82983 Antique Rose  
**Temples:** 135mm, 140mm  
**Nose Pads:** Snap-In Vinyl  
**Side Shields:** CP15 / LOK-IT

**WF829**

**PRESTIGE**



| EYE | A    | B    | ED   | DBL | TEMPLE |
|-----|------|------|------|-----|--------|
| 46□ | 46.0 | 36.7 | 48.6 | 20  | 135    |
| 48□ | 48.0 | 38.7 | 50.6 | 20  | 140    |

**Style:** Women's  
**Features:** Cellulose Acetate, Spring Hinges  
**Sizes:** 50□17/140mm, 52□17/145mm  
**Colors:** 74537 Amber, 74552 Grey  
**Temples:** 140mm, 145mm  
**Side Shields:** CP18

**WF745**

**BENCHMARK**



| EYE | A    | B    | ED   | DBL | TEMPLE |
|-----|------|------|------|-----|--------|
| 50□ | 50.0 | 32.5 | 53.0 | 17  | 140    |
| 52□ | 52.0 | 34.5 | 55.0 | 17  | 145    |

**Style:** Unisex  
**Features:** Cellulose Acetate, Spring Hinges  
**Sizes:** 50□17/140mm, 52□17/145mm  
**Colors:** 74406 Black, 74437 Amber  
**Temples:** 140mm, 145mm  
**Side Shields:** CP18

**WF744**

**BENCHMARK**



| EYE | A    | B    | ED   | DBL | TEMPLE |
|-----|------|------|------|-----|--------|
| 50□ | 50.0 | 39.5 | 53.5 | 17  | 140    |
| 52□ | 52.0 | 41.5 | 55.5 | 17  | 145    |

WF744





ArtCraft is the oldest continuously operating ophthalmic metal frame manufacturer in North America. Our founder, Charles J. Eagle, was originally a Swiss tool maker and his total focus became the production of only the finest quality frames for the eyewear industry. Throughout the decades, the company's leadership as the industry standard has endured and is most evident in the tens of millions of frames produced by the company's skilled employees. Now, as the third generation of the Eagle family leads the company, it continues to evolve in an ever-changing landscape of customer demand, poised for the next hundred years. Located in Rochester, NY, ArtCraft Optical has long been known in the ophthalmic community for its commitment to uncompromising quality.



**WF952SF w/Shield and LOK-IT**



**WF962FF w/Shield and FF LOK-IT**




The LOK-IT and FF LOK-IT systems provide an easy alternative to drilling and riveting, making it simple to permanently attach safety side shields in the field.

# ArtCraft

OPTICAL

American Made Since 1918.

## THE QUALITY STANDARD IN SAFETY PRESCRIPTION EYEWEAR



The ArtCraft USA Workforce safety eyewear includes plastic and metal frames for men and women with tasteful styling, fashionable colors, quality materials and proven sizes. For over 30 years the collection has continuously expanded with new lines and models. Protective side shields are also available on select models for further protection. USA Workforce prescription safety eyewear meets current ANSI Z87-2+ 2020 Standards.

ARTCRAFT OPTICAL CO. INC. 57 Goodway Drive South Rochester, NY 14623

Main Office: 585.546.6640 Customer Service: 800.828.8288 e-mail: [csd@artcrafteroptical.com](mailto:csd@artcrafteroptical.com) [www.artcrafteroptical.com](http://www.artcrafteroptical.com)